

# STUDENT SATISFACTION SURVEY

2019-2020

\* Required

Following are the questions for online student satisfaction survey regarding teaching learning process.

1. 1. How much syllabus was covered in the class? \*

*Mark only one oval.*

85 to 100%

70 to 84%

55 to 69%

30 to 54%

Below 30%

2. 2. How well did the teachers prepare for the classes? \*

*Mark only one oval.*

Thoroughly

Satisfactorily

Poorly

Uninterestedly

Won't teach at all

3. 3. How well were the teachers able to communicate? \*

*Mark only one oval.*

- Always effective
- Sometimes effective
- Satisfactory
- Ineffective
- Very poor communication

4. 4. The teacher's approach to teaching can best be described as \*

*Mark only one oval.*

- Excellent
- Very good
- Good
- Fair
- Option 5

5. 5. Fairness of the internal evaluation process by the teachers \*

*Mark only one oval.*

- Always fair
- Usually fair
- Sometimes unfair
- Usually unfair
- Unfair

6. 6. Was your performance in assignments discussed with you? \*

*Mark only one oval.*

- Every time
- Usually
- Occasionally/Sometimes
- Rarely
- Never

7. 7. The institution takes active interest in promoting internship, student exchange, field visit opportunities for students. \*

*Mark only one oval.*

- Regularly
- Frequently
- Sometimes
- Rarely
- Never

8. 8. The teaching and mentoring process in your institution facilitate you in cognitive, social and emotional growth. \*

*Mark only one oval.*

- Significantly
- Very well
- Moderately
- Slightly
- Not at all

9. 9. The institution provides multiple opportunities to learn and grow. \*

*Mark only one oval.*

- Strongly agree
- Agree
- Neutral
- Disagree
- Strongly Disagree

10. 10. Teachers inform you about your expected competencies, course outcomes and programme outcomes. \*

*Mark only one oval.*

- Every time
- Usually
- Occasionally/Sometimes
- Rarely
- Never

11. 11. Your mentor does a necessary follow-up with an assigned task to you. \*

*Mark only one oval.*

- Every time
- Usually
- Occasionally/Sometimes
- Rarely
- I don't have a mentor

12. 12. The teachers illustrate the concepts through examples and applications. \*

*Mark only one oval.*

- Every time
- Usually
- Occasionally/Sometimes
- Rarely
- Never

13. 13. The teachers identify your strengths and encourage you with providing right level of challenges. \*

*Mark only one oval.*

- Fully
- Reasonably
- Partially
- Slightly
- Unable to

14. 14. Teachers are able to identify your weaknesses and help you to overcome them. \*

*Mark only one oval.*

- Every time
- Usually
- Occasionally/Sometimes
- Rarely
- Never

15. 15. The institution makes effort to engage students in monitoring, review and continuous quality improvement of the teaching learning process. \*

*Mark only one oval.*

- Strongly agree
- Agree
- Neutral
- Disagree
- Strongly Disagree

16. 16. The institution/ teachers use student-centric methods, such as experiential learning, participative learning and problem solving methodologies for enhancing learning experiences. \*

*Mark only one oval.*

- To a great extent
- Moderate
- Some what
- Very little
- Not at all

17. 17. Teachers encourage you to participate in extracurricular activities. \*

*Mark only one oval.*

- Strongly agree
- Agree
- Neutral
- Disagree
- Strongly Disagree

18. 18. Efforts are made by the institute/ teachers to inculcate soft skills, life skills and employability skills to make you ready for the future. \*

*Mark only one oval.*

- To a great extent
- Moderate
- Some what
- Very little
- Not at all

19. 19. What percentage of teachers use ICT tools such as LCD projector, Multimedia, etc. while teaching. \*

*Mark only one oval.*

- Above 90%
- 70 – 89%
- 50 – 69%
- 30 – 49%
- Below 29%

20. 20. The overall quality of teaching-learning process in your institution is very good.

*Mark only one oval.*

- Strongly agree
- Agree
- Neutral
- Disagree
- Strongly disagree

21. 21. Give three observations / suggestions to improve the overall teaching – learning experience in your institution. \*

---

---

This content is neither created nor endorsed by Google.

Google Forms









Time stamp	1. How much syllabus was	2. How well did the teach	3. How well were the teach	4. The teacher's approach	5. Fairness of the internat	6. Was your performance	7. The institution takes ac	8. The teaching and ment	9. The institution provides	10. Teachers inform you a	11. Your mentor does a r	12. The teachers illustrat	13. The teachers identify	14. Teachers are able to	15. The institution makes	16. The institution's teach	17. Teachers encourage	18. Efforts are made by th	19. What percentage of la	20. The overall quality of	21. Give three observations / suggestions to improve the overall teaching – learning experience in your institution.	
3/22/2021 18:39:34 58 to 60%	Thoughtful	Always effective	Excellent	Always fair	Every time	Regularly	Significantly	Strongly agree	Every time	Every time	Every time	Fully	Every time	Strongly agree	To a great extent	Strongly agree	To a great extent	70 – 80%	Strongly agree	1. Please do conference MIM meeting for all the students UG and PG courses 2. And put the rub to the all UG and PG students have to talk in English because the English comment		
3/22/2021 19:26:38 85 to 100%	Thoughtful	Always effective	Excellent	Usually unfair	Usually	Regularly	Significantly	Strongly agree	Every time	Every time	Every time	Fully	Every time	Strongly agree	Moderate	Agree	Moderate	Above 90%	Agree	NO OBSERVATIONS		
3/22/2021 19:40:17 70 to 84%	Thoughtful	Always effective	Excellent	Always fair	Every time	Regularly	Very well	Agree	Usually	Usually	Every time	Fully	Every time	Agree	To a great extent	Agree	To a great extent	70 – 80%	Agree	Excellent		
3/22/2021 19:41:37 85 to 100%	Thoughtful	Always effective	Very good	Always fair	Every time	Regularly	Very well	Strongly agree	Every time	Every time	Usually	Fully	Every time	Strongly agree	To a great extent	Strongly agree	Moderate	70 – 80%	Strongly agree	The teaching is very good in our institution. I hope it will continue in so many years.		
3/22/2021 22:28:23 85 to 100%	Thoughtful	Always effective	Excellent	Always fair	Every time	Regularly	Significantly	Strongly agree	Every time	Every time	Usually	Fully	Every time	Strongly agree	To a great extent	Strongly agree	To a great extent	Above 90%	Strongly agree	Very useful. And satisfaction		
3/22/2021 22:47:50 85 to 100%	Thoughtful	Always effective	Excellent	Usually fair	Every time	Regularly	Very well	Strongly agree	Every time	Every time	Usually	Fully	Every time	Strongly agree	To a great extent	Strongly agree	To a great extent	70 – 80%	Strongly agree	Very good teaching by teachers		
3/22/2021 8:01:22 85 to 100%	Satisfactory	Sometimes effective	Very good	Usually fair	Every time	Regularly	Very well	Agree	Every time	Usually	Usually	Reasonably	Usually	Strongly agree	Moderate	Agree	To a great extent	70 – 80%	Agree			
3/23/2021 9:50:21 70 to 84%	Satisfactory	Sometimes effective	Very good	Usually fair	Every time	Regularly	Sometimes	Moderately	Neutral	Usually	Every time	Usually	Every time	Reasonably	Usually	Agree	Moderate	Strongly agree	To a great extent	70 – 80%	Agree	Though field visit
3/23/2021 11:25:33 70 to 84%	Thoughtful	Always effective	Excellent	Always fair	Usually	Frequently	Very well	Agree	Usually	Usually	Usually	Fully	Usually	Agree	To a great extent	Agree	To a great extent	80 – 90%	Strongly agree	Excellent coaching by teachers and love the way of approach by teachers to students. Very excellent learning experience in		
3/23/2021 12:28:47 70 to 84%	Satisfactory	Always effective	Excellent	Usually fair	Usually	Regularly	Very well	Agree	Every time	Usually	Usually	Fully	Usually	Strongly agree	Moderate	Agree	To a great extent	70 – 80%	Agree	Group discussion and visual communication		
3/23/2021 13:46:05 55 to 69%	Satisfactory	Always effective	Very good	Usually fair	Usually	Regularly	Very well	Agree	Usually	Usually	Usually	Usually	Usually	Agree	Moderate	Agree	Moderate	Above 90%	Agree	Easily understood the staff teaching class with giving notes		
3/24/2021 8:41:40 55 to 69%	Satisfactory	Sometimes effective	Very good	Usually fair	Usually	Frequently	Very well	Agree	Usually	Usually	Usually	Reasonably	Occasionally/Sometimes	Neutral	Moderate	Strongly agree	Moderate	80 – 90%	Agree	No suggestions		
3/24/2021 17:01:08 85 to 100%	Satisfactory	Satisfactory	Good	Usually fair	Usually	Regularly	Moderately	Agree	Every time	Usually	Usually	Every time	Fully	Every time	Agree	Moderate	Agree	Moderate	70 – 80%	Agree	Make the learning way better than now and give an overall participation for all	
3/25/2021 10:16:16 85 to 99%	Thoughtful	Satisfactory	Good	Always fair	Every time	Frequently	Very well	Agree	Usually	Usually	Every time	Reasonably	Usually	Agree	Moderate	Agree	Some what	80 – 90%	Agree	Yes		
3/25/2021 17:00:07 70 to 84%	Satisfactory	Sometimes effective	Very good	Always fair	Every time	Regularly	Moderately	Strongly agree	Usually	Usually	Usually	Usually	Usually	Agree	Moderate	Strongly agree	Moderate	80 – 90%	Agree	All good		
3/25/2021 17:48:48 70 to 84%	Satisfactory	Satisfactory	Good	Always fair	Usually	Regularly	Very well	Strongly agree	Usually	Usually	Usually	Usually	Fully	Usually	Agree	Moderate	Agree	Moderate	70 – 80%	Agree	Good	
3/25/2021 17:48:43 70 to 84%	Satisfactory	Always effective	Very good	Usually fair	Usually	Regularly	Very well	Agree	Usually	Usually	Usually	Fully	Usually	Agree	Moderate	Agree	Moderate	70 – 80%	Agree	Good		
3/25/2021 17:50:41 70 to 84%	Satisfactory	Sometimes effective	Good	Usually fair	Usually	Frequently	Very well	Agree	Usually	Usually	Usually	Usually	Usually	Agree	Moderate	Agree	Moderate	70 – 80%	Agree	Good		
3/25/2021 17:50:33 70 to 84%	Satisfactory	Sometimes effective	Good	Usually fair	Usually	Frequently	Very well	Agree	Usually	Usually	Usually	Usually	Usually	Agree	Moderate	Agree	Moderate	70 – 80%	Agree	Good		
3/25/2021 20:52:48 85 to 100%	Thoughtful	Always effective	Excellent	Usually fair	Usually	Rarely	Very well	Agree	Occasionally/Sometimes	I don't have a mentor	Every time	Fully	Occasionally/Sometimes	Strongly agree	To a great extent	Strongly agree	To a great extent	Above 90%	Strongly agree	1. Students must be brought up in other extra activities and participate in all events as well . 2. Find good placement opportunities and instruction should be given before the year aspect		
3/25/2021 21:40:08 85 to 100%	Thoughtful	Always effective	Excellent	Always fair	Every time	Regularly	Significantly	Strongly agree	Every time	Every time	Usually	Usually	Usually	Strongly agree	To a great extent	Strongly agree	To a great extent	Above 90%	Strongly agree	Good		
3/25/2021 12:36:26 70 to 84%	Satisfactory	Sometimes effective	Good	Usually fair	Never	Rarely	Slightly	Disagree	Usually	Usually	Usually	Usually	Unable to	Never	Disagree	Some what	Strongly agree	Very little	Above 90%	Neutral	Nothing to say	
3/26/2021 18:18:41 55 to 69%	Satisfactory	Satisfactory	Fair	Usually fair	Usually	Rarely	Moderately	Agree	Usually	Usually	Every time	Usually	Slightly	Neutral	To a great extent	Agree	Moderate	70 – 80%	Agree	spoken class for students		

# STUDENT SATISFACTION SURVEY

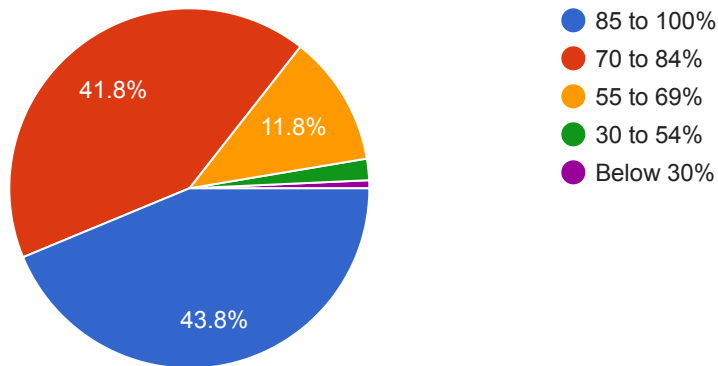
416 responses

[Publish analytics](#)

Following are the questions for online student satisfaction survey regarding teaching learning process.

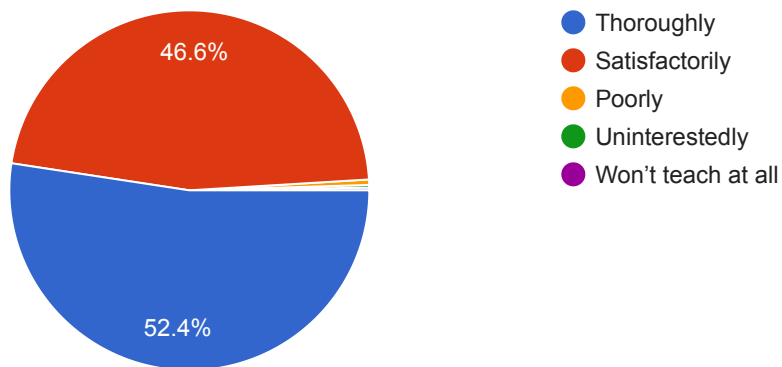
## 1. How much syllabus was covered in the class?

416 responses



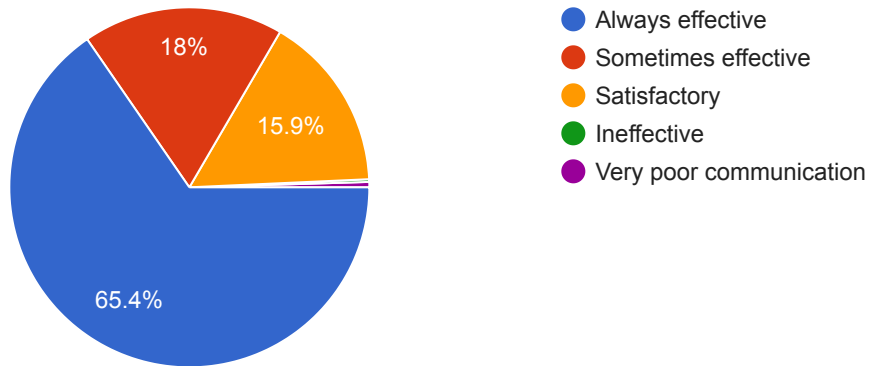
## 2. How well did the teachers prepare for the classes?

416 responses



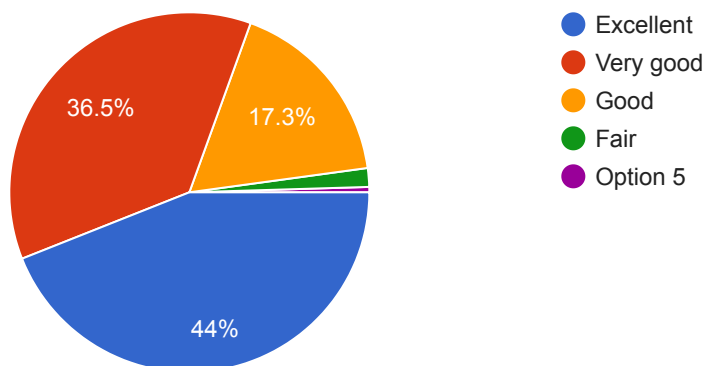
### 3. How well were the teachers able to communicate?

416 responses



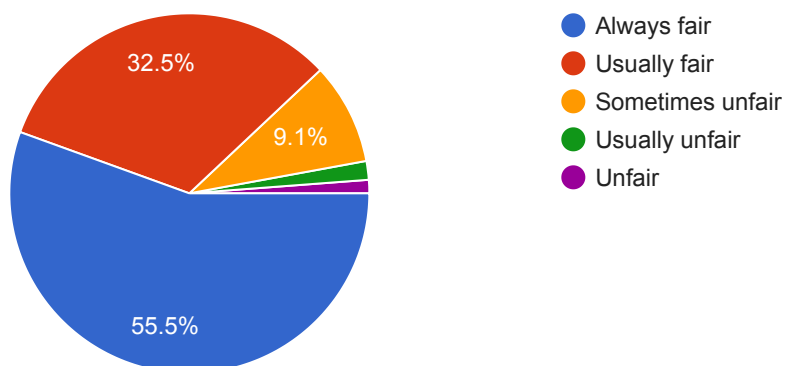
### 4. The teacher's approach to teaching can best be described as

416 responses



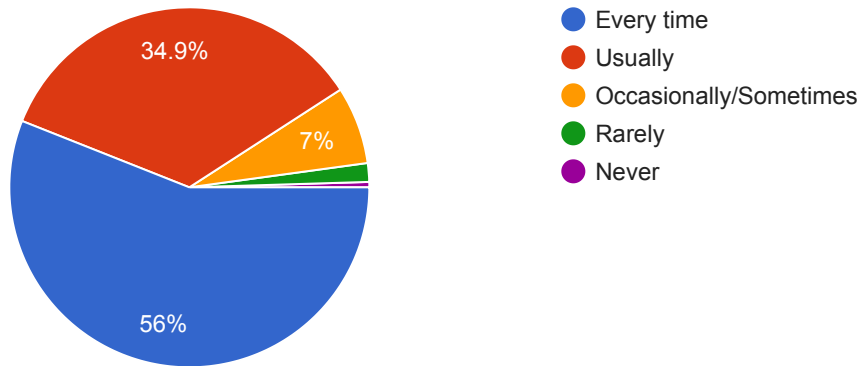
### 5. Fairness of the internal evaluation process by the teachers

416 responses



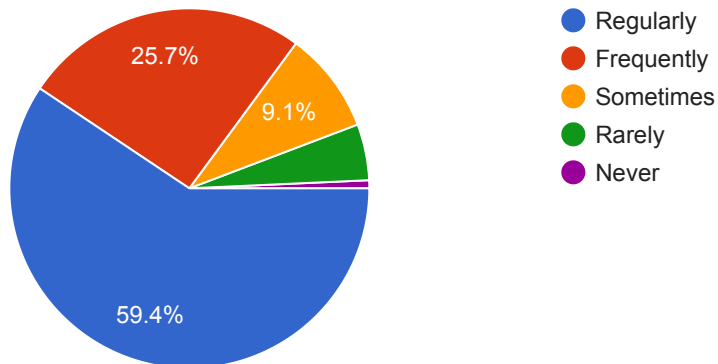
### 6. Was your performance in assignments discussed with you?

416 responses



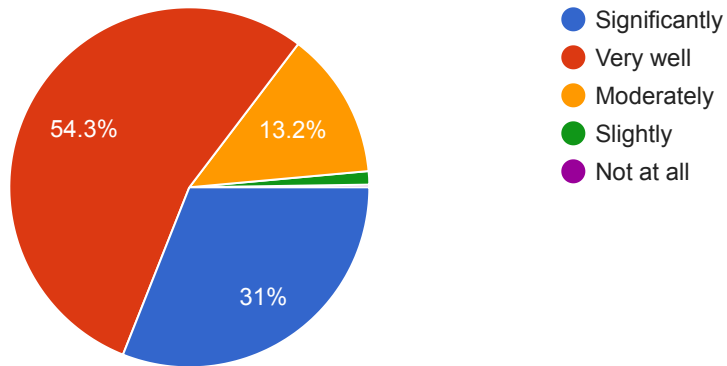
### 7. The institution takes active interest in promoting internship, student exchange, field visit opportunities for students.

416 responses



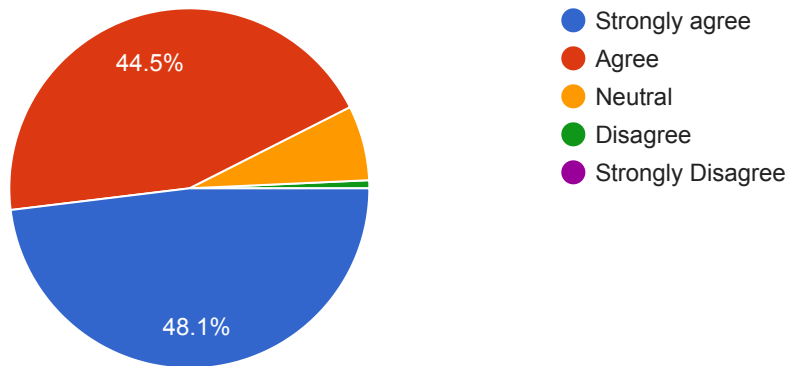
8. The teaching and mentoring process in your institution facilitate you in cognitive, social and emotional growth.

416 responses



9. The institution provides multiple opportunities to learn and grow.

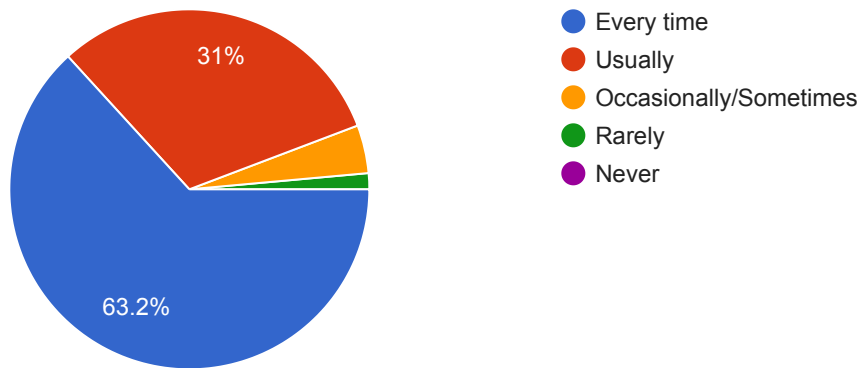
416 responses






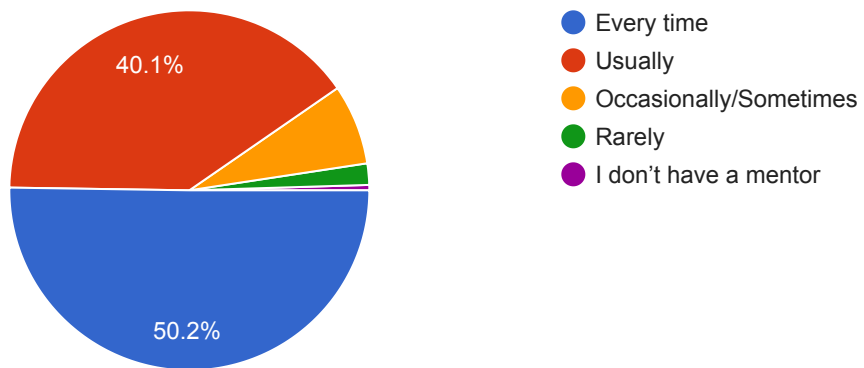
10. Teachers inform you about your expected competencies, course outcomes and programme outcomes.

416 responses



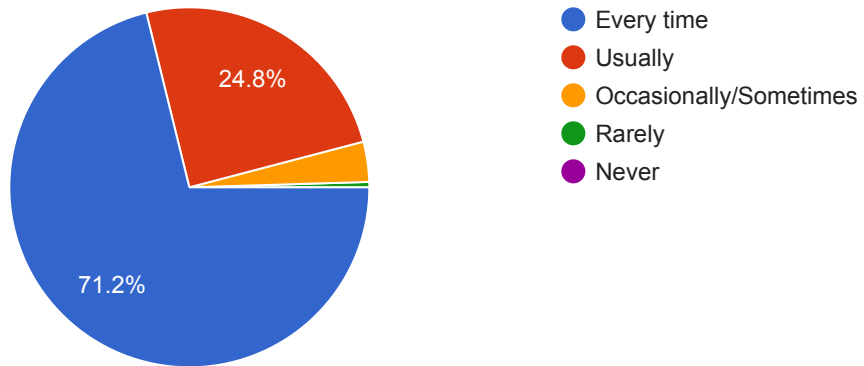
11. Your mentor does a necessary follow-up with an assigned task to you.

416 responses




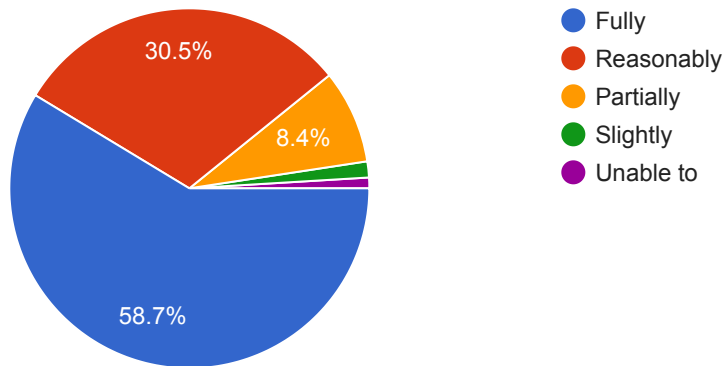
12. The teachers illustrate the concepts through examples and applications.

416 responses



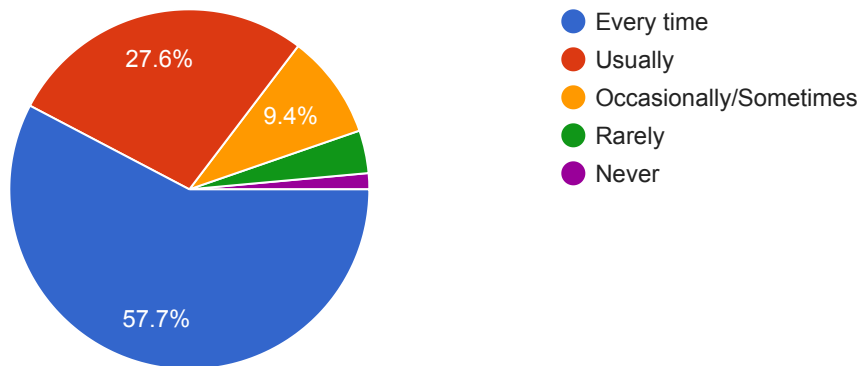
13. The teachers identify your strengths and encourage you with providing right level of challenges.

416 responses



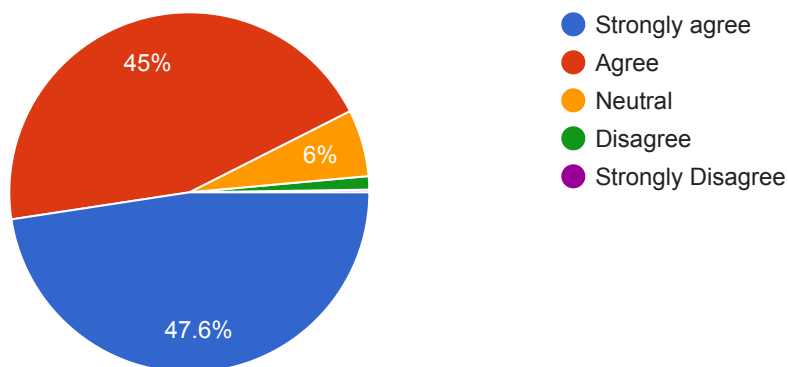
14. Teachers are able to identify your weaknesses and help you to overcome them.

416 responses



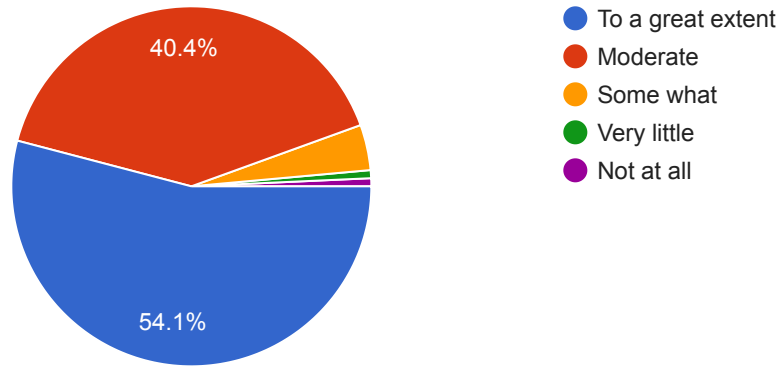
15. The institution makes effort to engage students in monitoring, review and continuous quality improvement of the teaching learning process.

416 responses




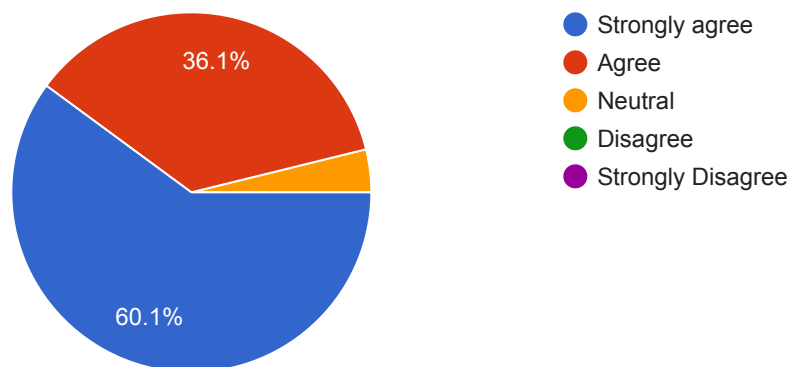
16. The institution/ teachers use student-centric methods, such as experiential learning, participative learning and problem solving methodologies for enhancing learning experiences.

416 responses



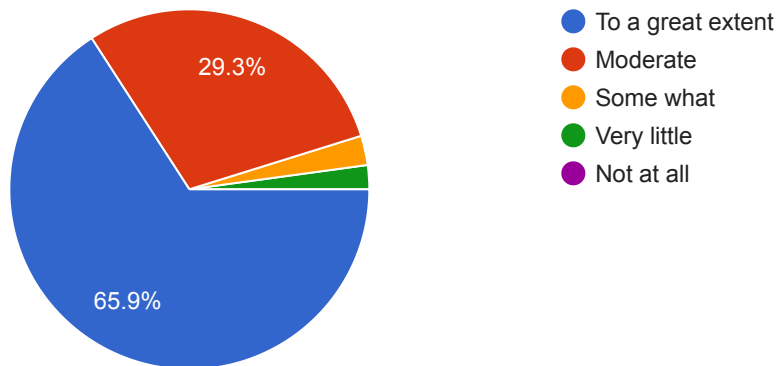
17. Teachers encourage you to participate in extracurricular activities.

416 responses



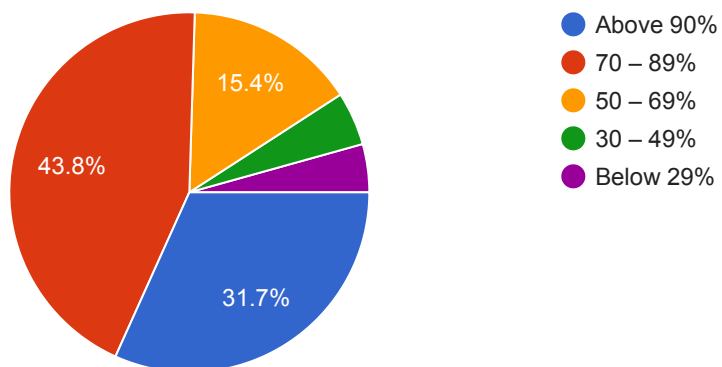
18. Efforts are made by the institute/ teachers to inculcate soft skills, life skills and employability skills to make you ready for the future.

416 responses



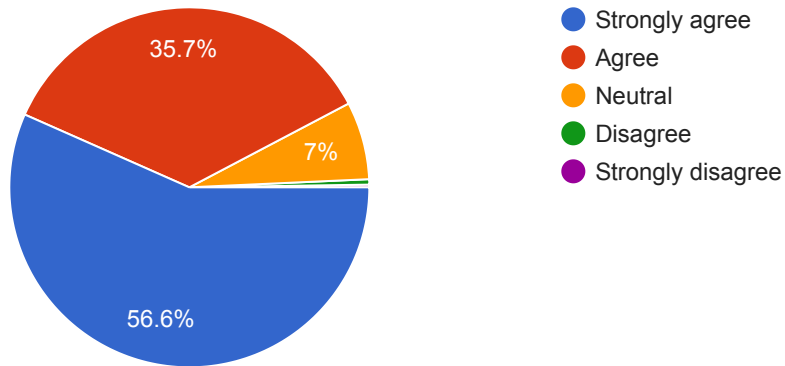
19. What percentage of teachers use ICT tools such as LCD projector, Multimedia, etc. while teaching.

416 responses



20. The overall quality of teaching-learning process in your institution is very good.

415 responses



21. Give three observations / suggestions to improve the overall teaching – learning experience in your institution.

416 responses

Good

Nothing

No

Nothing

No suggestions


Very good

Nil

Good

Everything is good

This content is neither created nor endorsed by Google. [Report Abuse](#) - [Terms of Service](#) - [Privacy Policy](#)



## STUDENT SATISFACTION SURVEY – REPORT

2019 – 2020

416 responses have been received for the student satisfaction survey regarding teaching learning process in the institution. Nearly 50% of the students have said that complete syllabus was covered in the class. Most of the teachers prepared in advance thoroughly for the classes. Nearly 70% of the students responded that the teachers were able to communicate effectively. Almost 50% of the responses convey that excellent teaching approaches have been handled. Most of the students felt that the CIE process was carried in a fair and transparent manner. Performance regarding assignments was discussed with most of the students. The institution promotes maximum internship and best field visit opportunities for students.

The mentoring process handled in the college enhances the cognitive and emotional aspects of the students. The institution also provides ample opportunities for the students to learn and grow. The course and programme outcomes were well informed to the students. The teachers illustrate concepts with ample examples and applications. The students are made efficient to face challenges through effective learning. The teachers identify the weaknesses of the students and enable them to get over their problems through effective monitoring and follow up with the students. Consistent methods to improve the teaching learning process have been handled. The institution uses experiential, participative learning and problem solving methods to enhance the learning experience of the students. Students are also encouraged to participate in extra-curricular activities. Soft skills, life skills and employability skills are inculcated in the students. ICT tools such as LCD projectors and Multimedia are used for effective teaching. The overall teaching-learning process in the institution is exemplary.



**IQAC Co-ordinator**  
**SHRI KRISHNASWAMY COLLEGE FOR WOMEN**  
AC-48, 6th Main Road,  
Anna Nagar, Chennai - 600 040.